



ASIAN PRODUCTIVITY ORGANIZATION

**SUSTAINABLE PRODUCTIVITY**  
The New Frontier for Productivity

APO Brochure 2019

Published by the Asian Productivity Organization  
1-24-1 Hongo, Bunkyo-ku  
Tokyo 113-0033, Japan [www.apo-tokyo.org](http://www.apo-tokyo.org)

© 2019 Asian Productivity Organization

All rights reserved. None of the contents of this publication may be used, reproduced, stored, or transferred in any form or by any means for commercial purposes without prior written permission from the APO.

# The APO

**ESTABLISHED  
IN 1961**



**NON-POLITICAL  
NON-PROFIT  
NON-DISCRIMINATORY**



**INTERGOVERNMENTAL  
ORGANIZATION**



**20 MEMBER  
ECONOMIES**



# Mission

Contribute to the sustainable socioeconomic development of Asia and the Pacific through enhancing productivity



# Vision 2020

To be the leading international organization on productivity enhancement, enabling economies to be more productive and competitive by 2020.

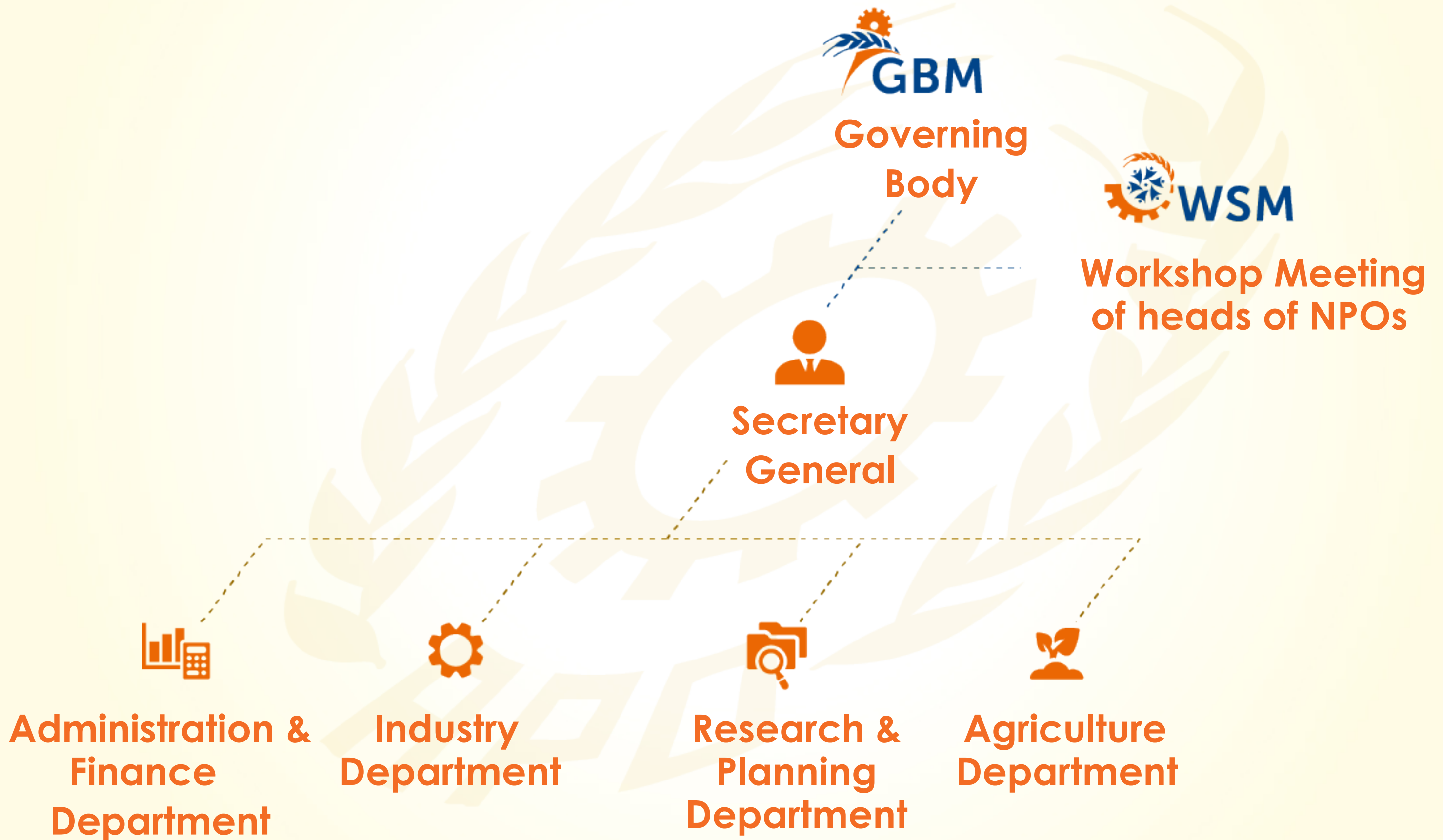


## Member Economies

- BANGLADESH** (1982)
- CAMBODIA** (2004)
- REPUBLIC OF CHINA** (1961)
- FIJI** (1984)
- HONG KONG** (1984)
- INDIA** (1961)
- INDONESIA** (1968)
- IR OF IRAN** (1968)
- JAPAN** (1961)
- REPUBLIC OF KOREA** (1961)
- LAO PDR** (2002)
- MALAYSIA** (1983)
- MONGOLIA** (1992)
- NEPAL** (1961)
- PAKISTAN** (1961)
- PHILIPPINES** (1961)
- SINGAPORE** (1969)
- SRI LANKA** (1966)
- THAILAND** (1961)
- VIETNAM** (1996)



# Organizational Structure

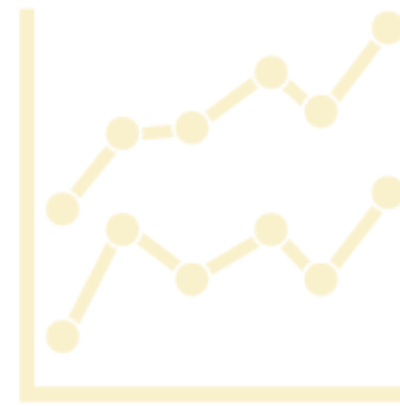


# Challenges for APO Economies

## SHARE OF ASIA World GDP in 2015 And Projection for 2022

- SHARE OF GDP USING CONSTANT PPP-

SOURCE: APO DATABOOK 2017

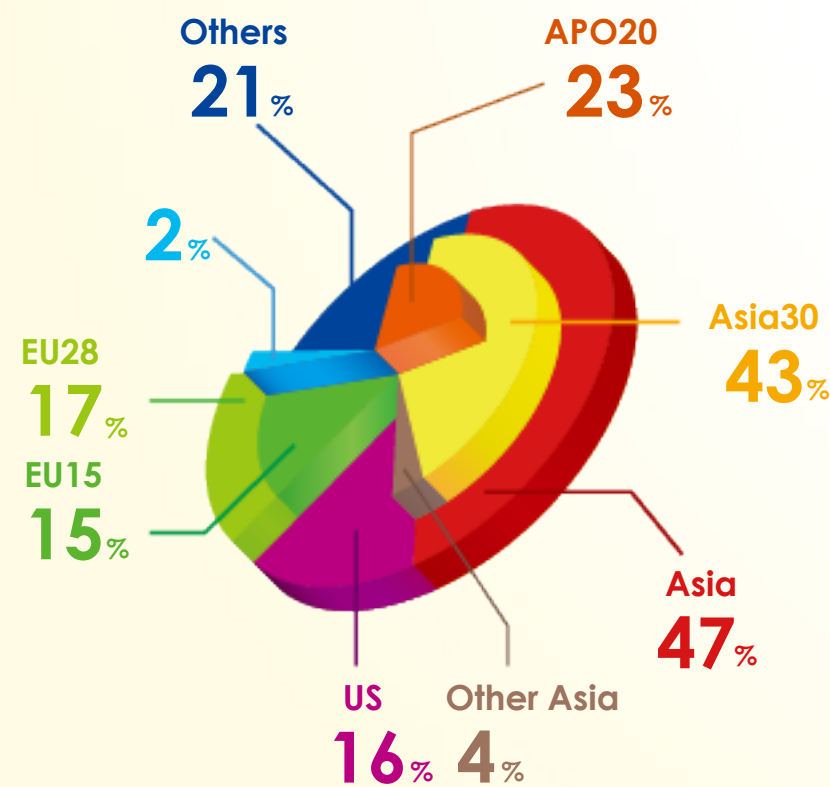


## SHARE OF ASIA POPULATION IN THE WORLD, 2015

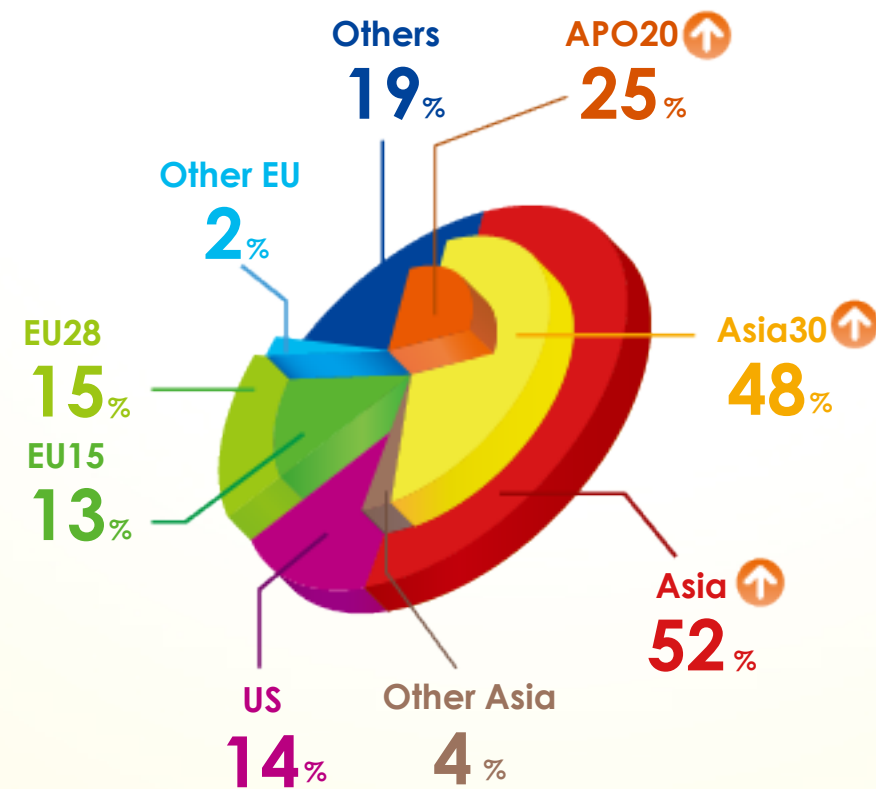
SOURCE: IMF, WORLD ECONOMIC  
OUTLOOK DATABASE, APRIL 2017.



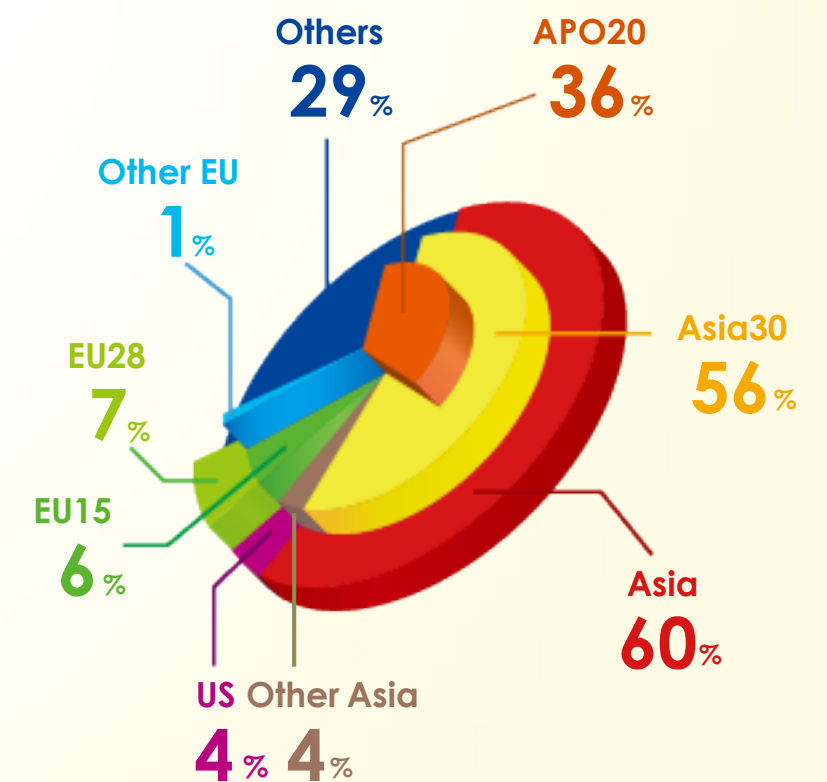
2015



2022



2015



## Three Main Goals

**Achieve recognition** as the leading international organization for **improving productivity enhancement**

Raise the **competitiveness** of MCs

Improve the **productivity** of MCs

1

2

3



## APO Convention – Activities



**Institute programs** for the adequate development of other organizations and specialized agencies



**Furnish information and advice** to implement Members productivity programs



**Survey and assess the progress on productivity programs;** promote cooperative research to solve Members productivity problems



Assist Members to establish and constantly **improve national productivity programs**



Assist or establish and maintain **Regional Centers on specialized aspect on productivity**

## Measures and Targets

2017-2020

Average  
labor productivity  
growth

**3.75%**



**3.1%**

2014-2015

2017-2020

Average  
ranking of GCI

**53.4**



**55.4**

2016-2017

Receiving recognition  
as the leading  
international organization  
on productivity  
enhancement through...

Implementing projects  
with greater impact

Expand partnerships  
with other regional and  
global organizations

Broadening its outreach  
to non-MCs under  
bilateral cooperation

# Strategic Initiatives

## SMART INITIATIVES



**INDUSTRIES**



**AGRICULTURE**



**SERVICES**



**PUBLIC SECTOR**

## FOCUS ON...

**DIGITAL TECHNOLOGIES**



**QUALITY**



**SUSTAINABILITY**

**RESEARCH & CONSULTANCY TO...**

**CATALYZE INNOVATION-LED PRODUCTIVITY GROWTH**

## Meeting Needs and Expectations of Member Countries



**Dispatch Technical Experts**



**Demonstrate Practical Productivity Applications**



**Building Capacity in New Productivity Knowledge**



**Research on Productivity**

**Promote Bilateral Cooperation between NPOs**



**Certify Productivity Consultants**



**Provide Advisory Services to Governments and Institutions**



**Offer Online Self-Learning to the World**



# Recent Achievements



**eAPO Digital Learning Platform**



**Business Excellence**



**Orchestrating Digital Transformation**



**Sustainable Productivity**



**Expansion of Membership**



**Public-sector Productivity**

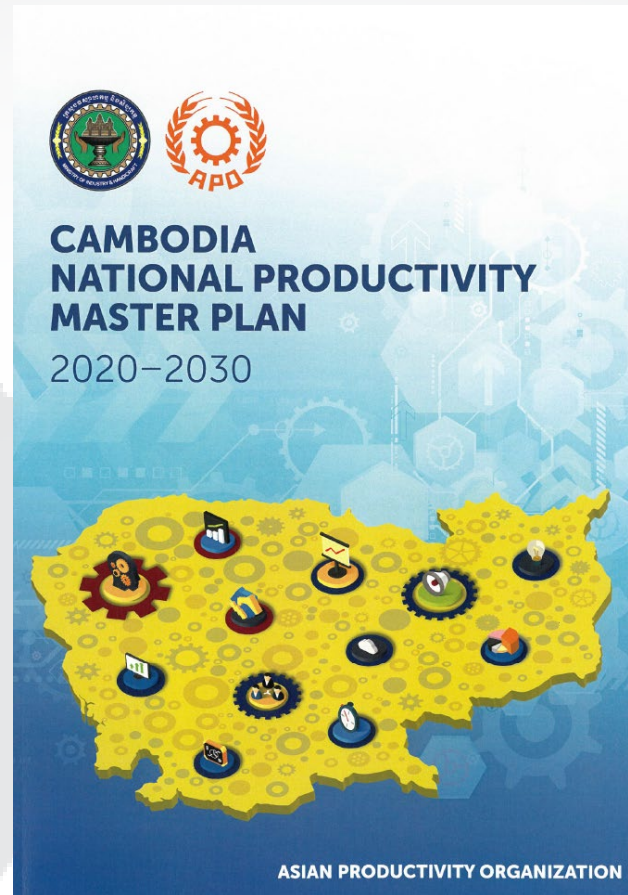


**Established Four Centers of Excellence from 2010 to 2017**



**IT for Industry 4.0**

# 2018 at a Glance



**188**

Projects



**101**

Multi-country Projects



**9,500**

Project Participants



**451**

Experts  
Assigned to  
APO Projects

# Shaping the Future of APO Economies





- Bangladesh
- Cambodia
- Republic of China
- Fiji
- Hong Kong
- India
- Indonesia
- Islamic Republic of Iran
- Japan
- Republic of Korea
- Lao PDR
- Malaysia
- Mongolia
- Nepal
- Pakistan
- Philippines
- Singapore
- Sri Lanka
- Thailand
- Vietnam

